



Entwurf, Anleitung, Modellfotos: Kathrin Parlatan - stricken-im-trend.com



TriangleWrap #1 JUBILEE

One Size

Yarn: **PRO LANA**
JUBILEE
Color: No. 2005

Hook:
No. 4.50 mm (US - | UK 7)

Yarn requirement:
approx. 350 g = approx. 840 m

I XXXL POMPON grey mix black



More Yarn Love?
Check out my **BLOG**

Hook. Needles. Inspiration.

Follow now & don't miss a stitch!



© 2021 www.stricken-im-trend.com
All rights reserved.



Abbreviations:

ch	chain/s
dc	double crochet (US Terms: sc – single crochet)
tr	treble crochet (US Terms: dc – double crochet)
tr-blo	treble crochet, back loop only (US Terms: dc-blo – double crochet, back loop only)
tr-flo	treble crochet, front loop only (US Terms: dc-flo – double crochet, front loop only)
tr2tog	treble crochet 2 together (US Terms: dc2tog – double crochet 2 together)
tr2tog-blo	treble crochet 2 together, back loop only (US Terms: dc2tog-blo – double crochet 2 together, back loop only)
tr2tog-flo	treble crochet 2 together, front loop only (US Terms: dc2tog-flo – double crochet 2 together, front loop only)
3tr-in-1	3 treble crochet into the same stitch (US Terms: 3dc-in-1 – 3 double crochet into the same stitch)
3tr-in-1-blo	3 treble crochet into the same stitch, back loop only (US Terms: 3dc-in-1-blo – 3 double crochet into the same stitch, back loop only)
3tr-in-1-flo	3 treble crochet into the same stitch, front loop only (US Terms: 3dc-in-1-flo – 3 double crochet into the same stitch, front loop only)
qtr-blo	quadruple treble crochet, back loop only (US Terms: tr-blo – treble crochet, back loop only)
3qtr-in-1-blo	3 quadruple treble crochet into the same stitch, back loop only (US Terms: 3tr-in-1-blo – 3 treble crochet into the same stitch, back loop only)
sl st	slip stitch
magic ring	6 ch, closed with 1 sl st to form a ring
st/sts	stitch/es
hook	crochet hook
f Row	foundation row
[...]	constant repetition of the stitches in the brackets

UK Crochet Terminology

powered by




Pattern A: Triangle Shawl | Row by Row

Magic ring

- Row 1:** ch 3 (counts as first tr),
ch 3, 4 tr, ch 3, 4 tr, ch 3, 1 tr
- Row 2:** ch 3 (counts as first tr),
ch 3, 1 dc into ch-space, ch 6, [1 dc + ch 6 + 1 dc] into next ch-space, ch 6,
1 dc into next ch-space, ch 3, 1 tr
- Row 3:** ch 3 (counts as first tr),
ch 3, [4 tr into next ch-space, ch 1] × 3, 4 tr into next ch-space, ch 3,
[4 tr into next ch-space, ch 1] × 3, 4 tr into next ch-space, ch 3, 1 tr
- Row 4:** ch 3 (counts as first tr),
ch 3, 1 dc into ch-space, ch 6, 1 dc into next ch-space, ch 6, 1 dc into next ch-space,
[ch 6, 1 dc + ch 6 + 1 dc] into next ch-space, ch 6, 1 dc into next ch-space, ch 6,
1 dc into next ch-space, ch 6, 1 dc into next ch-space, ch 3, 1 tr

Triangle Shawl | Excerpt from crochet chart



Continue following this scheme, alternating the 2 pattern rows.



Design, instructions, model photos: Kathrin Parlatan - stricken-im-trend.com

powered by

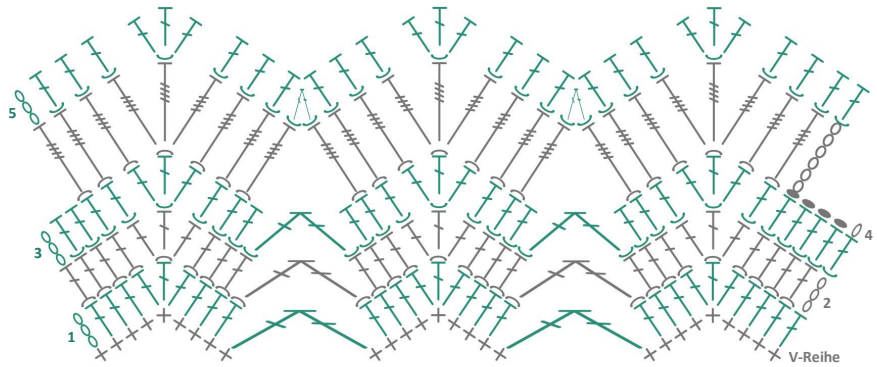


Pattern B:
multiple of 9

Stole | Row by Row

- f Row:** work 90 dc along the right side of the triangle (see schematic on page 3)
- Row 1:** ch 3 (counts as first tr), [3 tr, 3tr-in-1, 3 tr, tr2tog], 3 tr, 3tr-in-1, 4 tr
- Row 2:** ch 3 (counts as first tr), 1 tr-blo, [3 tr-blo, 3tr-in-1-blo, 3 tr-blo, tr2tog-blo], 3 tr-blo, 3tr-in-1-blo, 4 tr-blo
- Row 3:** ch 3 (counts as first tr), 1 tr-flo, [3 tr-flo, 3tr-in-1-flo, 3 tr-flo, tr2tog-flo], 3 tr-flo, 3tr-in-1-flo, 6 tr-flo
- Row 4:** ch 1, 4 sl st, ch 6 (counts as first qtr), 2 qtr-blo, 3qtr-in-1-blo, 3 qtr-blo, [3 qtr-blo, 3qtr-in-1-blo, 3 qtr-blo]
- Row 5:** ch 3 (counts as first tr), [3 tr-flo, 3tr-in-1-flo, 3 tr-flo, tr2tog-flo], 3 tr-flo, 3tr-in-1-flo, 4 tr-flo

Stole | Excerpt from crochet chart



tr	3tr-in-1	2-tr-tog
tr-blo	3-tr-in-1-blo	2-tr-tog-blo
tr-flo	3-tr-in-1-flo	2-tr-tog-flo
qtr-blo	3-qtr-in-1-blo	
ch		
dc		
sl st		

The f Row–Row 5 are worked once, then repeat Rows 2–5 throughout.

**TriangleWrap #1
JUBILEE**

One Size

Yarn: **PRO LANA**
Wool

JUBILEE

Color: No. 2005

Hook: No. 4.50 mm (US - | UK 7)

Yarn requirement:
approx. 350 g = approx. 840 m
I XXXL POMPON grey mix black

2



More Yarn Love?
Check out my **BLOG**

Hook. Needles. Inspiration.

Follow now & don't miss a stitch!



© 2021 | www.stricken-im-trend.com
All rights reserved.



stricken-im-trend.com



Design, instructions, model photos: Kathrin Parlatan - stricken-im-trend.com



TriangleWrap #1 JUBILEE

One Size

Yarn: **PRO LANA**
JUBILEE
Color: No. 2005

Hook:
No. 4.50 mm (US - | UK 7)

Yarn requirement:
approx. 350 g = approx. 840 m
| XXXL POMPON grey mix black

Instructions: The **TriangleWrap** is worked in **2 steps**:
First, crochet the **triangle section**.
Then, **attach the stole** along the **right side of the triangle** (see **schematic**).
Finally, sew the **pompon** to the left **corner of the triangle**.

Triangle section

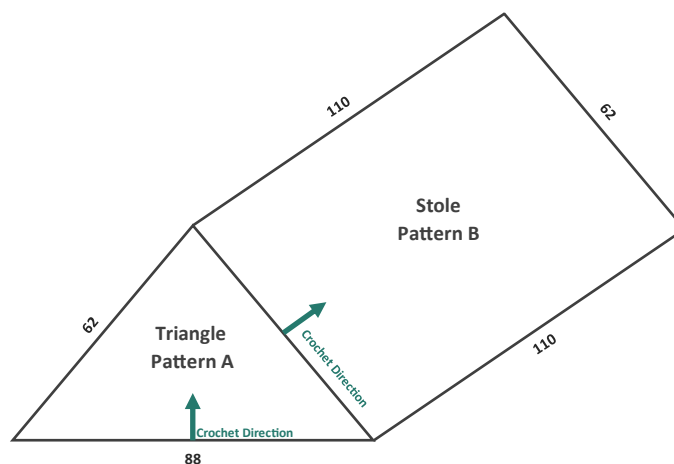
The triangle is worked according to **Pattern A**.
After a **total of 22 rows**, this section is finished.

Stole section

For the stole, work the foundation row of **Pattern B**
along the **right side of the triangle**.
Then continue in **Pattern B** for a **total of 51 rows**, finishing with a **Pattern Row 3**.

Finishing: Block the work while damp.
Weave in all loose ends neatly.

Schematic in cm: Proportions not to scale.



More Yarn Love?
Check out my **BLOG**

Hook. Needles. Inspiration.

Follow now & don't miss a stitch!



© 2021 www.stricken-im-trend.com
All rights reserved.



LET US CROCHET!



Design, instructions, model photos: Kathrin Parlatan - stricken-im-trend.com



TriangleWrap #1 JUBILEE

One Size

Yarn: **PRO LANA**
JUBILEE
Color: No. 2005

Hook:
No. 4.50 mm (US - | UK 7)

Yarn requirement:
approx. 350 g = approx. 840 m
| XXXL POMPON grey mix black

4



More Yarn Love?
Check out my **BLOG**

Hook. Needles. Inspiration.

Follow now & don't miss a stitch!



© 2021 www.stricken-im-trend.com
All rights reserved.



powered by



Thank you for supporting me!

This pattern is free – if you like, you're welcome to leave me a little tip

Whether it's a coffee or a ball of yarn – every bit of support is voluntary and helps me bring new ideas to life.



Mocha [EUR 1,00] = a quick boost of energy



Yarn ball [EUR 2,00] = casting on new ideas



Cappuccino & Yarn deluxe [EUR 5,00] = a burst of creativity

Just one *click* – and my heartfelt thanks.



By the way: You'll find daily tips, inspiration & free knowledge about knitting & crochet on my [blog](#).

Feel free to stop by!

With love,
Kathrin



